










2nd Grade Asynchronous Activities During District Internet Outage
September 16, 2020

| Subject | 2 nd grade 230 minutes |
|----------------|--|
| ELA | <p>*Have a parent/sister or rother read the High Frequency Words to you and then you practice saying them and writing them 2 times on paper: 1) a 2) are 3) can 4) for 5) has 6) and 7) big 8) come 9) go 10) I</p> <p>*Use the vowels (a, and e) and the consonants (b, c, d, f, g, h, m, n, r and t) to make as many real CVC words as you can: ex: cat, met, etc. Use your finger tapping hand in your Pink Phonics Folder to help you sound out the words. -40 minutes</p> |
| Math | <p>*Get a blank piece of paper and write the following problems down. Then use your number rack to find the sum (addition) or difference (subtraction) to 20.</p> <p style="text-align: center;">1) $12 + 8 = \underline{\quad}$ 2) $9 + 10 = \underline{\quad}$ 3) $15 + \underline{\quad} = 20$ 4) $1 + 19 = \underline{\quad}$ 5) $7 + 12 = \underline{\quad}$</p> <p style="text-align: center;">6) $19 - 0 = \underline{\quad}$ 7) $0 - 12 = \underline{\quad}$ 8) $17 - 3 = \underline{\quad}$ 9) $17 - 3 = \underline{\quad}$ 10) $11 - \underline{\quad} = 7$</p> <p>* Look inside your Blue Math Folder and complete 1 Math Facts worksheet Sheet. -40 mins</p> |
| Social Studies | <p>*Look inside your Green Folder at the Studies Weekly newspaper. Look at the pictures and try to get a sibling or parent to read 1 page about the American Flag. Answer the questions “Why do we say the Pledge of Allegiance? How can we take care of the American flag? Then draw a picture of the American Flag -35 minutes</p> |
| Science | <p>*Try to find two empty toilet paper rolls. You will make some binoculars. If you do not have empty toilet paper rolls, pretend that your hands are binoculars.</p> <p style="text-align: center;">With your binoculars, pretend you are outside or sit outside with your binoculars. What are some things you might see in nature?</p> |

| | |
|-----|---|
| | <p>Did you see different types of plants, insects, animals, rocks, types of soil, and other man-made items found outside such as a swing or a bench? Tell a story describing to your parents or siblings some of the things you saw. =-30 Flag -40 minutes</p> |
| PE | <p>*Play the “Act Like” Game. You can play with a friend or simply create ideas and play by yourself. “Act like... you are driving a car/ flying a plane/blowing bubbles/a bee is flying around you/you just met your favorite singer... - 35 minutes</p> |
| Art | <p>*How to Draw a Sea Lion Every one loves this Circus animal. I bet you can draw him too. You will need a white sheet of paper, a pencil and some crayons.</p> <ol style="list-style-type: none"> 1. First draw a circle  2. Follow the outline in picture #2. It looks like a crescent or half of a moon.  3. Make the tail by making two oval shapes.  and the flippers by making another crescent or half moon  4. Now draw another circle on top of the seal’s nose and a rectangle on the bottom for his stage.  5. Color with crayons <p>1)  2)  3)  4) </p> |

| | |
|--|--------------------|
| | <i>-40 minutes</i> |
|--|--------------------|